



 **Doggie**
Playsystems



RECREATIONAL DOG PARK EQUIPMENT

Doggie Playsystems

Dog parks are rapidly becoming the most popular type of park in the USA! There are more than 70–80 million dogs in this country and nearly 45% of families have one or more dogs. This makes dog parks the perfect place for families and their dogs to get together to exercise and to socialize.


Dog parks help bring communities together! More and more communities are becoming pet friendly by building attractive and fun places where families and their pets can exercise and socialize in a healthy outdoor environment promoting confidence and healthy play for their dogs and the owners.

Doggie Playsystems dog park equipment design is based on agility components that promote climbing, crawling, weaving, jumping, as well as bonding between dogs and their owners. Doggie Playsystems products are functional, durable, heavy-duty and made to last a lifetime.


Create a simple dog park play area by combining a few pieces or go with a complete, full-blown turnkey dog park by incorporating all of the available activities. Doggie Playsystems has the equipment to fit most any requirement and budget. All Doggie Playsystems equipment is designed to be sturdy, fun and challenging for all breeds, abilities, sizes and confidence levels.



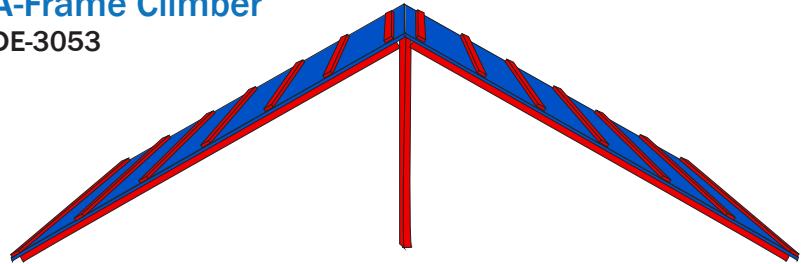
Tunnel Time
DE-3045



Triple Loop Jump
DE-3049



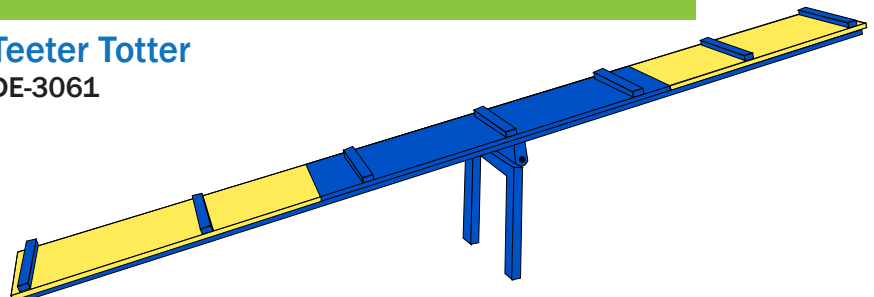
A-Frame Climber
DE-3053




Jump Bars
DE-3057



Teeter Totter
DE-3061

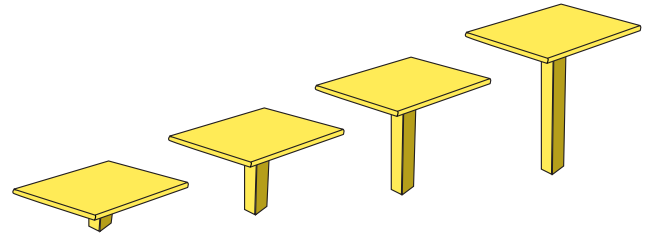




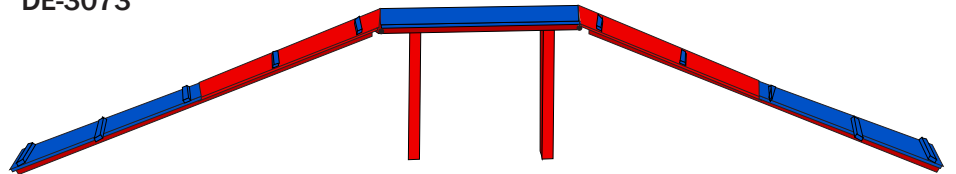
Open Tunnel
DE-3065



Jumping Pads
DE-3069




Dog Walk
DE-3073



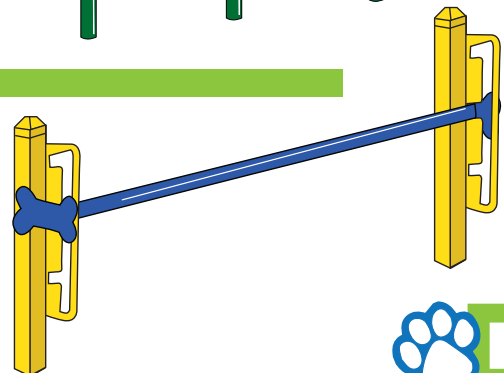
Hoops
DE-3077



Weaving Poles
DE-3081



Adjustable Jump
DE-3085




Doggie Playsystems

Doggie Playsystems dog park equipment is designed and engineered to withstand just about every kind of use thrown at it. Since dog parks are usually open to the public, it is very important that the equipment is both strong and durable. The rigid standards applied to the design and manufacturing of Doggie Playsystems equipment are second to none. Not only is it the heaviest duty equipment on the market, it is also the most modular. Doggie Playsystems dog park pieces can be designed to fit into almost any location.



**Leash Post
DE-3150**



**Hitching Post
DE-3170**



**Doggie Pot
DE-3180**

The perfect place for Dog Parks:


- Apartments and condominiums
- Community parks and homeowner associations
- Retirement communities
- City, county and state parks
- Open spaces
- Recreation centers
- Anywhere people and their dogs gather

Color Choices:

The standard colors are green, red, blue and yellow.



With over 35 years of experience manufacturing commercial playground equipment, site furnishings and outdoor fitness equipment Pacific Outdoor Products has designed Doggie Playsystems, a heavy duty state of the art line of recreational dog park equipment. All equipment is made in the USA using the highest quality materials, rugged welded construction and powder coated steel resulting in a product that will perform for years to come!



PACIFIC OUTDOOR PRODUCTS, INC.

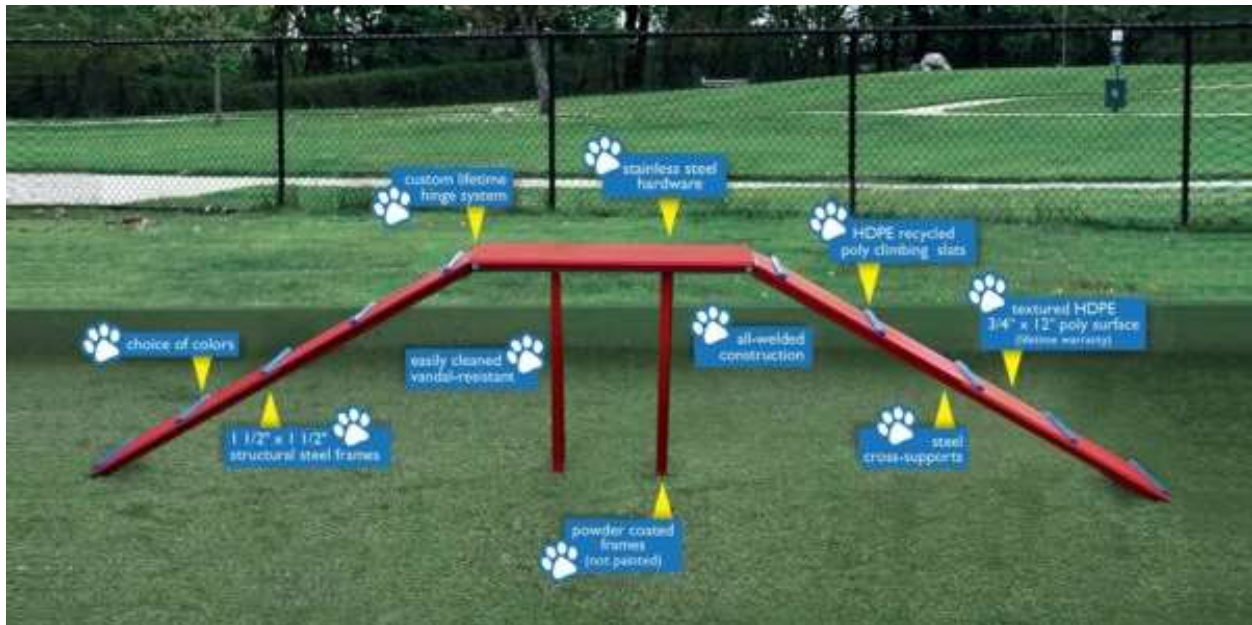
FOR MORE INFORMATION:

425-432-6000 / www.DoggiePlaysystems.com



Dog Park Product Manufacturing

Heavy-duty construction means each of these commercial dog park products are made to withstand the brutal forces of any canine or element of nature. A dog park should be a safe place for dogs to play, interact, and exercise. Doggie Playsystems require careful product design and manufacturing to ensure the safety and enjoyment of all dogs. Each piece of equipment is designed to last for years, through all types of abuse.



All-Welded Construction and Steel Supports

It is understood that most dogs will not be gentle on this equipment. Dogs will scratch, gnaw, and pounce, but Doggie Playsystems commercial dog park products are built to endure even the roughest play. Super-duty is how best to describe the indestructible Doggie Playsystems. Each piece of dog park equipment is assembled by our team of professional steel and wood workers who have years of experience. Bolts are hand tightened and welded pieces are custom fit. You can expect perfection...because we do.

HDPE Recycled Poly Materials

All those recycled plastic milk jugs are being put to good use. High-density polyethylene (HDPE) is super strong. These dog park products are not afraid of sharp claws and teeth. The poly surface is textured to help the animal grip the surface.


*Product specifications are subject to change without notice.



Powder Coated – Not Painted

There is no need to worry about chipping paint or rusted parts. These dog park products are protected with a tough layer of powder coating that is easily cleaned and resistant to vandalism.

Color Options



Beige 90 Gloss
P009-BG02



Designer Beige 90 Gloss
T009-BG16



Black 60 Gloss
T006-BK05



Blue 90 Gloss
T009-BL01



Blue 90 Gloss
T009-BL05



DOT Green 70
T007-GN13



RAL 7042 Grey 80 Gloss
P008-GR21



Red 90 Gloss
T009-RD03



Silver Metallic 70 Gloss
T357-GR105



Yellow 90 Gloss
P009-YL01



International Orange 90 Gloss
T009-OG26



Hi-Reflective White 90 Gloss
T009-WH12



Dog Park Shipping

Most dog park equipment can be shipped in 5-6 weeks from receipt of order, depending on the size of the order. All orders are shipped on pallets, wrapped, strapped and shipped LTL on a common carrier to one location. Since the pallets can be long and heavy, it is necessary to provide at least two people (or a forklift) to unload the truck. Standard freight charges are based on delivery to a commercial location. Additional fees will be charged for residential delivery, delivery outside of standard shipping areas and/or delivery requiring a second or third carrier.

Assembly

Doggie Playsystems equipment bolts together and is installed 24" in the ground (direct bury) or is bolted to a concrete slab (surface mounted). The A-Frame, Teeter Totters, Jump Pad and Dog Walk also require installation of the boards/slats to the steel frame. They can also be installed at the factory for an additional charge.

Once the equipment is installed, it is recommended that a cushioning ground cover, such as play chips, artificial turf, pea gravel, grass, wood mulch, sand or dirt be used below and around the equipment.

Maintenance

Doggie Playsystems equipment is manufactured and designed for years of trouble-free use. Although these are heavy-duty commercial structures, it is still advisable to do a weekly inspection to insure the equipment remains safe for dog use. The inspection should include, but is not limited to the following:

- Make sure all the posts and fastening bolts are tight and secure.
- Make sure there are no damaged parts.
- Check the play yard for rocks, glass or anything that could be dangerous to a dog.

For more information about shipping, play yard installation or maintenance, please contact us at Pacific Outdoor Products.

*Product specifications are subject to change without notice.



Warranty Information

Doggie Playsystems structural components carry a 25-year warranty, from the date of purchase, against structural failure due to corrosion, deterioration, or faulty workmanship. All other components, such as hardware and signage, carry a 2-year warranty against structural failure due to corrosion, deterioration or faulty workmanship.

Replacement parts will be furnished free of charge (shipping and labor excluded) subject to the following conditions: (1) This warranty applies only to the original purchaser; (2) All returns must be approved in advance; (3) Structures assembled improperly or contrary to installation instructions or altered without authorization will void warranty.

Warranty does not cover damage caused by vandalism, misuse, abuse, neglect, or acts of nature. You may be required to submit photographs to determine eligibility for replacement parts.

Doggie Playsystems will not be liable for incidental or consequential damages. Some states do not allow the exclusion or limitation of incidental or consequential damages, so this exclusion may not apply in all cases. This warranty gives you specific legal rights and you may also have other rights, which vary from state to state.



How to Order Dog Play Equipment

Ordering Doggie Playsystems for indoor or outdoor installation is a simple process. Complete the included Dog Play Equipment Order Form and send to sales@joliverconstruction.com by email. This equipment can be shipped anywhere in the USA.

Here is some of the information you will need to provide:

- Amount of Space Available
- Budget Requirements
- Type of Equipment (name or product number)
- Desired Powder-Coated Steel Frame Colors – Standard pricing includes frames in one color. If you would like more than one color, there will be an extra charge.
- Desired Textured Walking Surface Material Color – Standard prices include one color per each activity. If you would like more than one color on any one activity, there will be an extra charge.
- Dog Size - Let us know if the equipment that you are purchasing will be for large dogs, small dogs, or both large and small dogs.
- Type of Installation - Installation can be either surface mount (on concrete) or inground.



Doggie Playsystems Design Form

Name: _____ Company (if applicable): _____

Address / City / Zip: _____

Phone: _____ Email: _____

This information will be used to design your dog play/training area and complete the order process:

Area available: _____ Number of dogs expected: _____

Type of surface area: _____ Budget requirement: _____

Enter how many to order and list color(s), size, surface or in-ground mount, and special requests.

<input type="checkbox"/>	Tunnel Time	_____
<input type="checkbox"/>	Triple Loop Jump	_____
<input type="checkbox"/>	A-Frame Climber (small or large?)	_____
<input type="checkbox"/>	Jump Bars	_____
<input type="checkbox"/>	Teeter Totter (small or large?)	_____
<input type="checkbox"/>	Open Tunnel	_____
<input type="checkbox"/>	Jumping Pads (set of 4)	_____
<input type="checkbox"/>	Dog Walk (small or large?)	_____
<input type="checkbox"/>	Hoops (small, med, or large?)	_____
<input type="checkbox"/>	Weaving Poles	_____
<input type="checkbox"/>	Adjustable Jump	_____
<input type="checkbox"/>	Leash Post	_____
<input type="checkbox"/>	Hitching Post	_____
<input type="checkbox"/>	Park Rules Sign	_____
<input type="checkbox"/>	Doggie Pot	_____

An additional sheet can be used to draw your space or desired Dog Play Area design. Please email this order/design form to sales@joliverconstruction.com -- Thank you for your order!